

Project Acronym:	eHealth IMPACT
Project Title:	Study on Economic Impact of eHealth: Developing an evidence-based context-adaptive method of evaluation for eHealth
Contract Number:	2004 / S159-137695
Starting date:	January 01, 2005
Ending date:	December 31, 2005

Deliverable Number:	D4.2
Title of the Deliverable:	<i>Final report: synthesis and vision</i>
Task/WP related to Deliv.:	WP 4: WT 4.2; WT 4.3
Type:	Public

Authors: TanJent, empirica, project team

Partners:	empirica Gesellschaft fuer Kommunikations- und Technologieforschung GmbH, Bonn, Germany
	TanJent Consultancy, Hereford, UK
	ESYS Consultancy, Guildford, UK
	Jagiellonian University, Krakow, Poland
	KADRIS Consultants, Paris, France

Contractual Date of Delivery to the CEC:	December 2005
Actual Date of Delivery to the CEC:	February 2006

Project Co-ordinator

Company name:	empirica Gesellschaft fuer Kommunikations- und Technologieforschung mbH
Name of representative:	Simon Robinson
Address:	Oxfordstr. 2, D-53111 Bonn, Germany
Phone number:	+49 (2 28) 9 85 30-0
Fax number:	+49 (2 28) 9 85 30-12
E-mail:	ehealth-impact@empirica.com
Project WEB site address:	www.ehealth-impact.org

Part II: Table of contents

1. Approach and methodology	5
1.1 Proven eHealth applications	5
1.2 Economic evaluation	5
2. Summary of findings	6
2.1 Economic impact	6
2.1.1 First year of net annual benefit	6
2.1.2 First year of cumulative net benefit.....	6
2.1.3 Distribution of benefits	7
2.1.4 Utilisation	7
2.2 Economic impact on a virtual health economy	8
2.3 Benefits to the quality and capacity of healthcare.....	9
2.3.1 Informed patients and carers	9
2.3.2 Information designed around the patient.....	10
2.3.3 Timeliness.....	10
2.3.4 Safety	10
2.3.5 Effectiveness	10
2.3.6 Efficiency	10
2.3.7 Access	10
2.3.8 Fit to the benefit categories.....	10
3. The potential of eHealth – facing the challenges of modern healthcare	11
4. Core observations on success factors and lessons learnt	12
4.1 Process change and benefit realisation.....	12
4.2 The importance of multi-disciplinary teams	13
4.3 eHealth dynamic.....	14
4.4 Meeting concrete needs	14
4.5 Project and change management	15
4.6 Transferability of applications	16

5. Policy recommendations	16
6. The ten eHealth Impact evaluation sites.....	18
6.1 AOK Rheinland, Germany – GesundheitsCard Europa (GCE), cross border access to healthcare	18
6.2 Apoteket, Sweden – eRecept	18
6.3 City of Bucharest Ambulance Service, Romania – DISPEC tele triage and dispatch system	18
6.4 Institut Curie, Paris, France – Elios and Promethee	19
6.5 IZIP, Czech Republic – web based electronic health record	19
6.6 Kind en Gezin, Flanders, Belgium – Flemish vaccination database (FVD) and Vaccinet	19
6.7 Medcom, Denmark – Danish Health Data Network.....	19
6.8 Medical Order Centre (MOC), Germany – supply chain optimisation.....	19
6.9 NHS Direct, UK – NHS Direct Online (NHSDO) information service.....	19
6.10 Sjunet, Sweden – radiology consultations between Sweden and Spain	19
7. Disclaimer.....	19

List of tables

Table 1: Summary of economic findings across 10 sites up to 2008	6
Table 2: The benefits from eHealth according to the identifiers categories.....	10

List of figures

Figure 1: Supply and demand in modern healthcare systems.....	12
Figure 2: The process to benefit realisation.....	12
Figure 3: Simplified structure of an eHealth dynamic based on an eHI evaluation	14
Figure 4: Each of the ten eHealth focuses on satisfying needs at different parts of health and healthcare provision	15

List of charts

Chart 1: Average distribution of benefits across 10 sites from 1994 to 2008.....	7
Chart 2: Estimated present values of annual costs and benefits of eHealth for a virtual health economy of 10 sites from 1994 to 2008.....	8
Chart 3: Estimated present values of cumulative costs and benefits of eHealth for a virtual health economy of 10 sites from 1994 to 2008.....	9

Part III: Executive Summary

Citizens want, and ageing societies will need, more and better healthcare, but public funds are limited, and many citizens cannot afford, or do not want to pay, more for it. For healthcare providers in modern healthcare systems, this is a challenge. The right approach to developing, implementing and using effective eHealth can help address this challenge. Healthcare providers can use eHealth to improve quality and expand their capacity to meet this increasing demand within available resources.

This is derived from findings of the eHealth Impact study, which analysed in great detail the economic outcomes of ten sustained eHealth services across Europe. These show that across a wide spectrum of applications, benefits from effective eHealth investment are indeed, better quality and improved productivity, which in turn liberate capacity and enable greater access. Once development and implementation stages have been successfully realised, the value of these benefits, for what we have called a 'virtual health economy' consisting of the 10 evaluated cases, rises each year and exceeds the costs, usually very significantly. Annual costs are broadly stable once implementation has been completed, whereas net benefits tend to grow each year, showing that eHealth can contribute increasingly to satisfying citizens' needs and wants for healthcare.

Several factors have to be right for eHealth to succeed. The eHealth applications must focus on solving particular problems, or have an impact on a particular clinical or operational process. Smart people and multi-disciplinary teams must be in place to drive the process of change needed to realise the benefits from eHealth. It is not enough to replicate the ICT component of a proven eHealth investment; the organisational component must be addressed too. eHealth applications should be part of an evolving series of investments to create a sustained eHealth dynamic.

Policy makers should ensure the effectiveness, and the right mix, of eHealth applications in order to achieve the goal of increasing benefits at broadly stable costs, as in our virtual health economy. To achieve this, they must support investment in eHealth, directly and indirectly, steer the mix of applications, and provide an appropriate legal and economic investment framework and environment that facilitates innovation.

Part IV: Deliverable Content

1. Approach and methodology

1.1 Proven eHealth applications

Ten proven eHealth applications have been selected to analyse in detail their economic impact. They all show a positive economic impact on citizens and healthcare providers by providing information to support a direct healthcare activity, or for associated administrative and operational services. The overall economic costs and benefits, and the timing of realising positive net benefits, were not known until they were identified as part of the eHealth Impact evaluation.

1.2 Economic evaluation

Our focus was to identify costs and benefits, changes in productivity, and utilisation levels of the eHealth application. Costs included the design of the eHealth strategy and solution, the application development costs, implementation costs and the costs of operation. Benefits included the liberation of resources, notably time, cost avoidance in achieving an equivalent performance, gains from improved healthcare quality, and increased access to healthcare.

Some evaluations included a time period for services before and without eHealth, and the periods of development, implementation, and routine operation of the eHealth application. Thus, a before-and-after comparison was extracted, when meaningful, as part of the with-and-without analysis, which enabled the process of transformation to be observed.

Special attention was given to identifying benefits. All relevant stakeholders, and the benefits they have from eHealth, were identified. All benefits were given a monetary value. Proxies, such as willingness-to-pay, were used to estimate the value of intangible benefits. All estimates were made on the basis of conservative, if not pessimistic, assumptions, to help to achieve robust, trustworthy findings.

This approach required the eHI team to gain a detailed understanding of each of the services supported by eHealth, to reveal the factors contributing to the success of each site individually, and to collect comprehensive sets of data, specified individually for each site. These were based on a generic framework developed by the eHI team. There were also some common features of eHealth services, such as process changes and change management activities.

The ten sites were analysed from several stakeholder perspectives to identify the costs and benefits for:

- Citizens, patients and carers, who are not part of the formal healthcare provision and administration system
- Healthcare provider organisations (HPOs), including healthcare professionals, such as those in private offices
- 3rd party payers of various types
- Others, if relevant.

2. Summary of findings

2.1 Economic impact

All ten cases show a positive economic impact, measured as a net benefit at present values. High-level measures are listed in Table 1. The ranges of the results are very wide, reflecting the material differences between each type of eHealth application.

TABLE 1: SUMMARY OF ECONOMIC FINDINGS ACROSS 10 SITES UP TO 2008

	average	min	max	range
Distribution of benefits				
Citizens	43%	1%	96%	95%
HPOs	52%	4%	99%	95%
Third party payers	5%	53%	53%	0%
First year of annual net benefit	4	2	7	5
First Year of cumulative net benefit	5	2	8	6
Decrease in unit costs	51%	9%	97%	88%

2.1.1 First year of net annual benefit

For the ten cases together, the present value of annual benefits exceeds annual costs, also in present value terms, for the first time in year four, on average. The earliest achieved annual net benefit is in year two, and was achieved by three of the ten cases: the teleradiology consultation service between Sweden and Spain supported by Sjunet, the electronic Gesundheits [Health] Card Europe (GCE) service of AOK Rhineland and the storage and supply chain support system delivered by Medical Order Centre (MOC). Cases with the longest timescales to the first year of net benefit are Institut Curie's Elios and Prométhée, its electronic patient record and search meta-engine, and IZIP's Internet-based, nation-wide citizens' health record systems. These took seven years for the benefits to exceed costs for the first time. Longer time scales are largely due to the complexity of the eHealth settings and the lack of experience to draw from when addressing the complex challenges in such a new and innovative way, during the 1990s. In cases where the eHealth application is upgrading or modifying an already existing service, expenditure on eHealth investment is usually needed during the development stage, in addition to the running costs of the existing service without eHealth. Benefits can only be realised after the application has been implemented, or it is in routine operation. For the ten cases, benefits were realised very shortly after implementation was completed and utilisation was underway.

With respect to utilisation, different patterns have been observed: sometimes the service reaches a high to very high usage rate within a short period of time, particularly when supporting or expanding an already existing service. In cases where a new service is introduced, it may take quite some time to gain ground, and only after a critical mass has been achieved and effects of network economics start to work.

2.1.2 First year of cumulative net benefit

When the present values of annual costs and benefits are accumulated, the time needed for total benefits to exceed total costs associated with an eHealth application can be identified. For the ten cases, this is in year five, on average. The fastest achieved cumulative net benefit is Sjunet teleradiology application, in year two. This is due to pre-existing ICT applications, which allowed teleradiology between Sweden and Spain to be implemented without substantive investments. Institut Curie and IZIP needed eight years to realise a cumulative net bene-

fit. Differences are mainly due to the nature of the eHealth investment, its healthcare setting, the time taken to reach high utilisation volumes, or the duration of development.

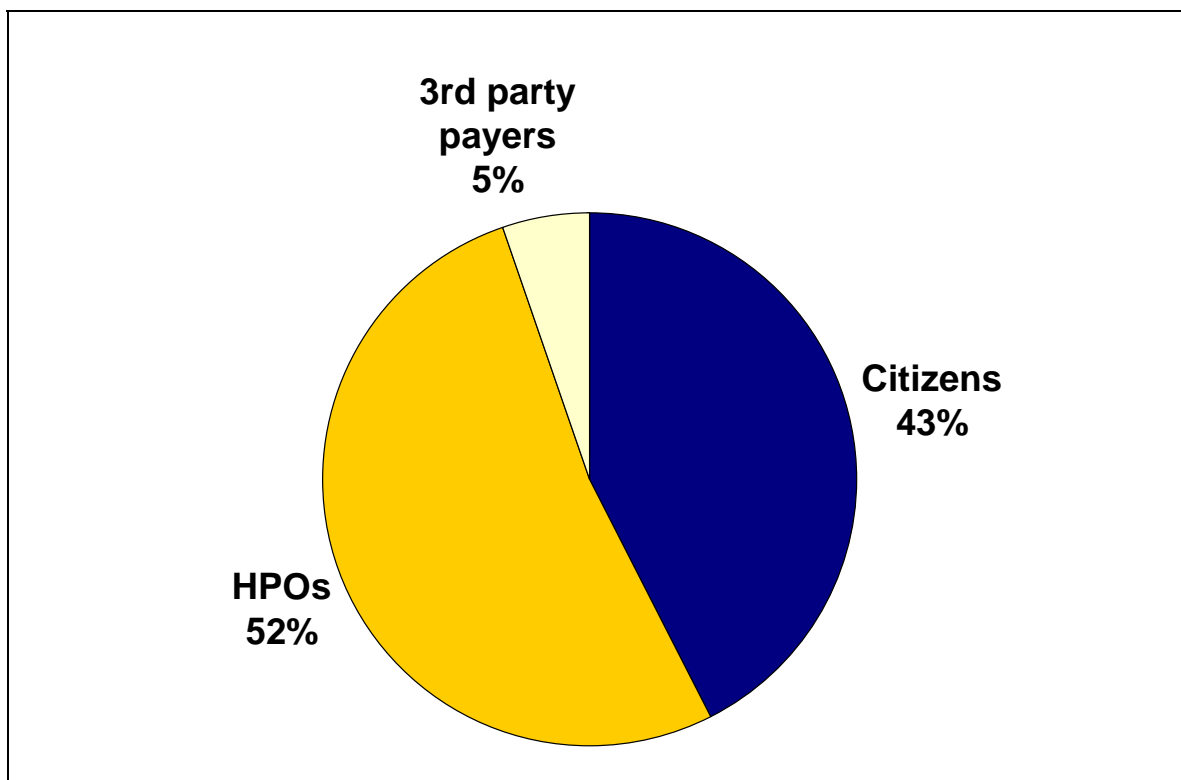
Once the cumulative benefits exceed the costs, the gap between them is sustainable. This is the most distinctive, common feature of the economic impact of all ten proven eHealth applications.

2.1.3 Distribution of benefits

Citizens and HPOs are the two main beneficiaries, as shown in Chart 1. There is a wide range of benefit distribution. On average, citizens receive about 43% of the eHealth benefits directly. HPOs receive about 52%, which supports an economic case for the role of HPOs in investing in eHealth.

Direct benefits in terms of positive gains or cost avoidance to insurance companies and other third party payers occur at a substantial level in one of the ten cases only, IZIP, which explains the low proportion of summary benefits credited to these stakeholders. Third party payers sometimes experience direct expenditure savings and indirect, second order, effects, which show up on the cost side of the evaluation. These are not included in the distribution of benefits shown in Chart 1.

CHART 1: AVERAGE DISTRIBUTION OF BENEFITS ACROSS 10 SITES FROM 1994 TO 2008



2.1.4 Utilisation

Utilisation is a core determinant of benefits. The cases revealed two types of utilisation curves:

- Steady increase over a longer period of time, either gradual, or at an increasing rate
- Rapid surge in a short time period as implementation moves into operation.

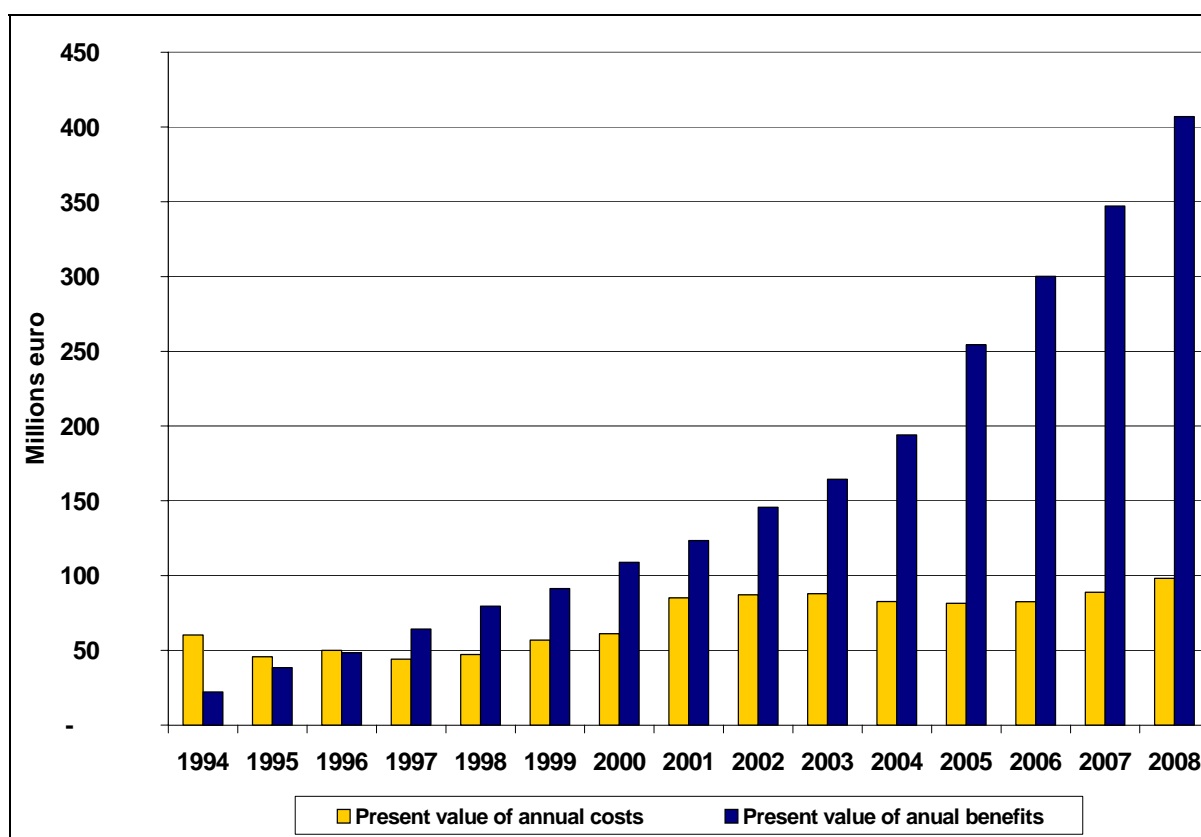
A steady increase reflects the gradual roll out of an eHealth solution. These were found in NHS Direct Online, Danish Health Data Network, eRecept, Elios and Prométhée, and IZIP. Rapid surges tend to reflect a comprehensive, swift change in some central process. DIS-

PEC is a good example, as the electronic ambulance dispatching system replaced the old paper-slip based procedures within days.

2.2 Economic impact on a virtual health economy

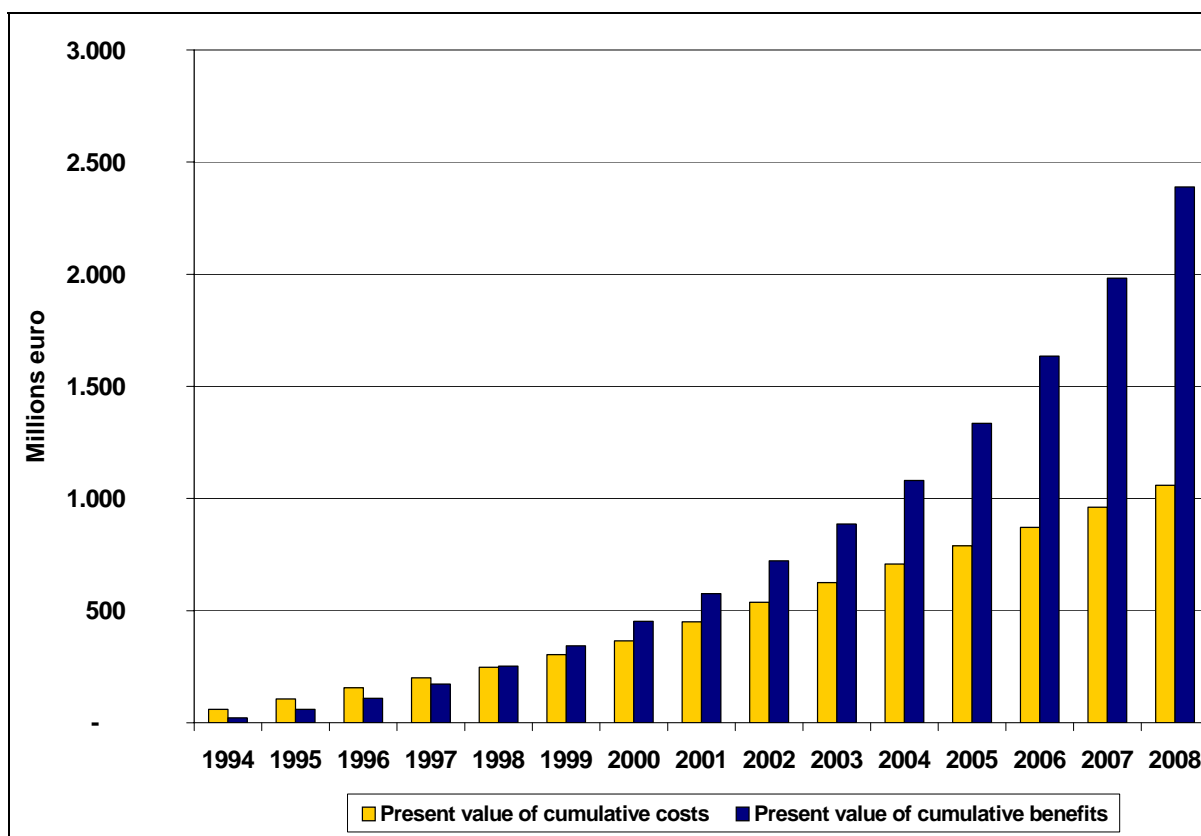
When all ten cases are, in summary, are regarded as part of an eHealth dynamic in the equivalent of a virtual health economy, the combined results illustrate very impressively the potential of the economic impact of eHealth, as shown in Chart 2. Over the period 1994 to 2008, the summarised annual present value of benefits grows continuously from below €20m in 1994 to about €200m in 2004 and estimated €400m in 2008. Conversely, the associated costs stay broadly stable after the initial planning and implementation phases, and do not reach beyond €100m per year, as can also be seen in Chart 2.

CHART 2: ESTIMATED PRESENT VALUES OF ANNUAL COSTS AND BENEFITS OF EHEALTH FOR A VIRTUAL HEALTH ECONOMY OF 10 SITES FROM 1994 TO 2008



This surge in net benefits is also reflected in the cumulative present values of costs and benefits in Chart 3. Cumulative costs rise in a linear curve, despite the different individual investments having different peak years of investment expenditure. In contrast, the cumulative benefits increase exponentially during this time period, and at a faster rate than costs.

CHART 3: ESTIMATED PRESENT VALUES OF CUMULATIVE COSTS AND BENEFITS OF EHEALTH FOR A VIRTUAL HEALTH ECONOMY OF 10 SITES FROM 1994 TO 2008



These findings are drawn from ten successful, proven eHealth applications and are therefore exemplary. None of the ten applications on its own shows such an impressive performance, but these results may be taken as an indication of the potential overall benefits to be expected from a wide diffusion of successful eHealth applications across the European Union.

These virtual health economy findings cannot be used to infer that all proposed eHealth investments would follow the same economic pattern because the sites were not selected at random; they were all proven eHealth investments.

2.3 Benefits to the quality and capacity of healthcare

Information on its own seldom provides direct benefits. It is when it is used in decision taking, new actions and new processes that benefits can be realised. The benefit categories below emerged from the synthesis of the evaluation of the ten sites. They are similar to, but it not the same as, the quality aims for a 21st century healthcare system defined by the USA Institute of Medicine (IOM). They are also consistent with the eHI specifications of quality, access and cost-effectiveness. Each of the first five categories contributes to improvements in healthcare quality: a goal of eHealth investment identified in each case. Efficiency and access can also have an impact on the quality of healthcare provision, yet they can be affected without a necessary change in quality as well.

In the following, the benefit categories are defined briefly, followed by a summary qualitative evaluation.

2.3.1 Informed patients and carers

Patients and carers have direct access to data, information and knowledge about health issues and the impact of life styles and behaviour on health and wellness, prevention, their

conditions and vital parameters, diagnoses, treatment options and healthcare facilities, to enable them to take effective decisions about their health and lifestyles.

2.3.2 Information designed around the patient

When healthcare professionals share and have access to this type of information, they can be more patient focused and so add to the benefits for patients.

2.3.3 Timeliness

Information is used to enable all types of healthcare to be scheduled and provided at the right time, to meet patients' needs.

2.3.4 Safety

Information enables risk, potential injuries and possible harm to patients to be minimised.

2.3.5 Effectiveness

Information enables healthcare to be developed, planned, scheduled and derived from evidence and provided consistently to patients who can, or may, benefit, and not provided to those who can not; and healthcare professionals are enabled to work effectively in multi-disciplinary teams which share responsibility for the patient.

2.3.6 Efficiency

Information enables productivity to be improved, waste to be avoided, resource utilisation optimised and costs contained to budgets.

2.3.7 Access

Information ensures that healthcare is available and accessible at the same standard to all those in need.

2.3.8 Fit to the benefit categories

For each of the ten eHealth applications, its fit to the benefit categories has been rated subjectively using a three star method. No stars is no fit; one star is some, but not a good fit; two stars is a good, but not comprehensive fit; three stars is a good, comprehensive fit. The ratings reflect the performance of each individual application against the benefit category. As the applications are quite different, the ratings cannot be used to compare the scope of the impact, as shown in Table 2.

TABLE 2: THE BENEFITS FROM EHEALTH ACCORDING TO THE IDENTIFIERS CATEGORIES

	Informed patients and carers	Information designed around the patient	Timeliness	Safety	Effectiveness	Efficiency	Access
AOK GCE	**	**	***		**	***	***
eRecept		**	***	***	***	***	
DISPEC		***	***	**	***	***	*
Institut Curie		***	***	**	***	***	
IZIP	***	***	**	**	***	***	*
Kind en Gezin	*	**	***	**	***	***	***
MedCom		**	***	**	***	***	
MOC			***	*	***	***	
NHSDO	***	*	***		**	***	*
Sjunet – radiology		**	***		***	***	**

Three benefits categories are prevalent across all ten eHI cases. They all contribute extensively to improved timeliness, effectiveness and efficiency. Two benefit categories, informed patients and carers and access, are not prevalent at all eHI sites. Where they are, they are specific functions of the eHealth application.

3. The potential of eHealth – facing the challenges of modern healthcare

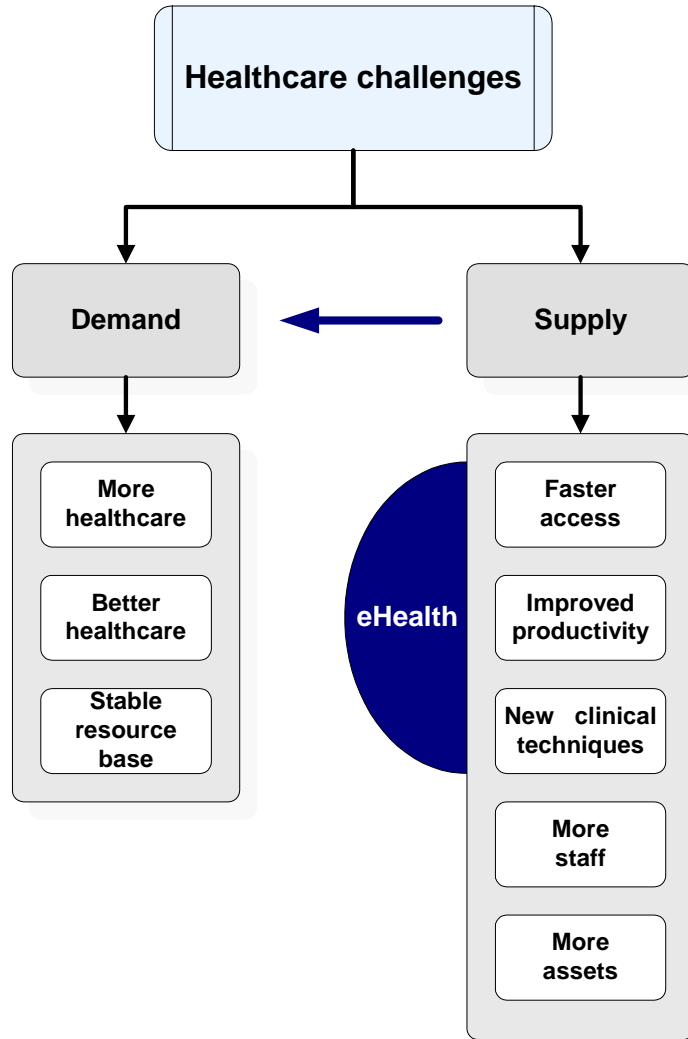
The economic performance of all ten cases confirms the, potentially, potent role of effective eHealth as an important strategic resource in helping to solve the problems of modern healthcare. Our results show that eHealth applications, taken together, as in our virtual health economy aggregation, can help to meet growing demand, improve quality and expand capacity. This is at an increasing rate, as shown in Chart 2.

Healthcare providers can use eHealth to effectively expand their capacity and performance to meet increasing demand by using their resources to better effect.

It takes about four years, on average, to reach a level of benefits that exceed the costs. This means that spending on eHealth must be dealt with as an investment in healthcare resources alongside, or perhaps as an alternative to, other investments in staff and assets, over a medium to long-term strategic horizon.

eHealth supports the supply side in meeting the increasing demand for healthcare. The interaction of supply and demand in healthcare can be summarised as illustrated in Figure 1:

FIGURE 1: SUPPLY AND DEMAND IN MODERN HEALTHCARE SYSTEMS



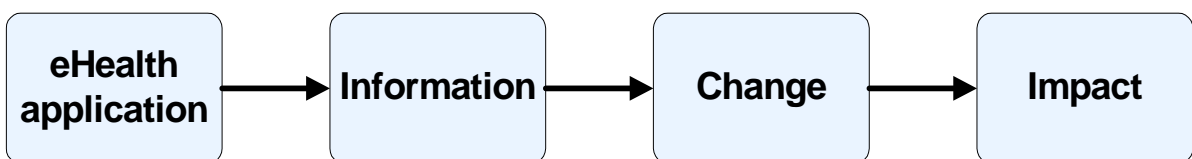
The demand for better quality is an inevitable consequence of the advances in medical science and technology and the expectations for future opportunities. The continuous expansion in demand is associated, among other things, with the ageing population in developed countries. The growth in benefits from eHealth can contribute to meeting this increase in demand. On the other side, eHealth can also help cope with resource limitations by adding capacity to the supply side, at a broadly stable cost.

4. Core observations on success factors and lessons learnt

4.1 Process change and benefit realisation

Information is part of a process of benefits realisation as expressed and simplified in Figure 2.

FIGURE 2: THE PROCESS TO BENEFIT REALISATION



Neither ICT applications, nor information by itself bring benefits. The gains in all ten sites come from changes in processes or working practices that are more substantial than replacing paper with an electronic document, which may have been the trigger to benefit realisation.

The implementation of ICT leads some sort of changed information. This can be, for example, a different information flow; more information; less information; more or less appropriate information; faster access to information; different form and structure of presentation of information.

This gives an impetus to some more substantial changes in, for example, clinical processes, working practices and workflow in healthcare, administrative or support services. The change can also be in the form of much faster, or slower execution of familiar procedures.

It is this change that brings about the impact seen at the end. The impact for the 10 eHI sites was realisation of benefits. This was the expected outcome for these proven eHealth application sites. It must be stressed, however, that the impact can also be negative. Not every eHealth application will lead to realisation of substantial benefits, let alone sustainable net benefits. The process summarised in Figure 2 applies just as well for application of ICT with a negative impact.

4.2 The importance of multi-disciplinary teams

A critical success factor is the multi-disciplinary nature of the teams involved in the planning, development, implementation, and operation of eHealth applications. This is because:

- They facilitate change in clinical and working practices
- Multi-disciplinary people in the teams improve communication and decisions
- Can deal with healthcare, ICT, procurement, project management, change management, training
- Have the backing from the top to drive the process of change.

Adequate and sustained effort to support change was essential to achieving benefits from an effective eHealth application. This requires people with highly developed skills, who work in effective, stable, multi-disciplinary teams. For more complex applications, several members of the teams need multi-disciplinary skills in order to coordinate and drive the team members with specific expertise. For larger eHealth applications, each person may be a member of several such teams. Team profiles may include both a breadth and depth of knowledge and experience of:

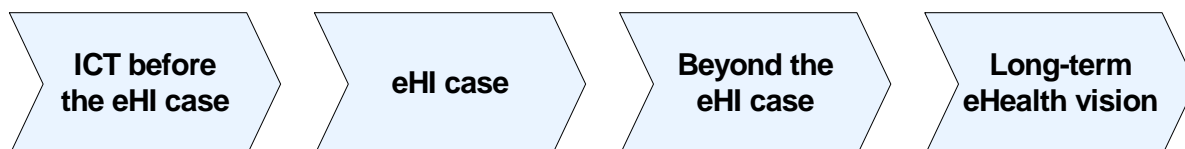
- The potential of ICT for applications in health-service related contexts
- When to use external and when internal skills and resources
- How to procure and manage services from ICT suppliers and in-house teams
- How healthcare functions, and how the various process elements need to interact as a healthcare chain
- How specific ICT and eHealth applications can make a difference to various points and interactions of the healthcare chain
- Clinical knowledge of healthcare practices
- Multi-disciplinary team-working
- How to achieve organisational change in complex settings.

This knowledge and experience, alone, was not enough. All teams, especially at Institut Curie, were integrated with the corporate vision for eHealth and the executive decision makers, who know and see eHealth benefits. It is seldom possible to find all these attributes in one person, but the team seems to perform as though it was. Successful multi-disciplinary teams also have considerable personal credibility with stakeholders through one or more of the team members, and so can engage users, especially doctors, from the initial eHealth stages through to securing their commitment and acceptance for routine use.

4.3 eHealth dynamic

Each case included activities that preceded the eHealth application. These were essential to achieve a critical mass of expertise and experience needed to drive the dynamic into the direction of a longer-term goal. Continuous investment and development on a corporate level, not a single eHealth solution on its own, is the norm at all ten sites. The subject of each case study was not a final goal. These processes, together, represent the eHealth dynamic, a continuous chain of ideas, developments and realisation of benefits from numerous individual eHealth investments, as shown in Figure 3.

FIGURE 3: SIMPLIFIED STRUCTURE OF AN EHEALTH DYNAMIC BASED ON AN EHI EVALIATION



A series of planning and development steps before, during and after the point in time of the eHI evaluation of 2005, were identified in all studies. In many of the cases, progress was reviewed by stakeholders and new short-term goals and directions were set that meet stakeholders' needs. At Institut Curie, a regular comprehensive review of progress and the planned next steps are reviewed every two years. In the Czech Republic, representatives of IZIP's stakeholders meet twice a year to discuss and review achievements and further steps. These performance reviews enable the eHealth focus and goals to be updated and reset to reflect the need for new solutions, new opportunities and changes in relative priorities, and also to adapt to a changing regulatory environment and new priorities of national health systems. In this way, the eHealth dynamic is responsive to changing information needs and drives the continuous realisation of benefits. Another feature of all ten cases is that the goals set reflected pragmatic considerations rather than a drive towards perfectionism from the very start and realising a long-term vision. Exemplary here are Danish Health Data Network and IZIP, the Czech national patient record system, which were set up with the goal to facilitate communication.

The conclusion for practical purposes is that the appropriate to successfully implementing effective eHealth applications is of a pragmatic, step-by-step nature. Future investors should not expect miracles and big-bang-type faultless and complete applications, especially in more complex cases where large amounts of data and organisational effort are required. At the ten eHI sites, there is a clear vision of long-term goals, but usually not a fixed long-term strategy towards those goals.

To have concrete short-term assignments, in combination with flexible long-term strategies is an important practical lesson to be learnt.

4.4 Meeting concrete needs

At each site, the eHealth investment focuses on addressing well-defined needs, either of citizens, or related to the process of health and healthcare provision. This can be in the form of solutions to problems, as well as process optimisation addressing the need for more timely, more accurate, or easily available healthcare, information about health and lifestyle, or any other health related service.

It is not always the citizen that the eHealth application is aiming to benefit directly. Often, eHealth improves specific elements of the healthcare process, which in turn benefit citizens indirectly. The type of eHealth investment that focuses on changing processes that benefit citizens is as appropriate as aiming at a direct impact on patients. The important point is that the use of ICT is not technology driven and imposed on processes not requiring significant changes, but addresses a concrete optimisation, or other, need or problem.

FIGURE 4: EACH OF THE TEN EHEALTH FOCUSES ON SATISFYING NEEDS AT DIFFERENT PARTS OF HEALTH AND HEALTHCARE PROVISION

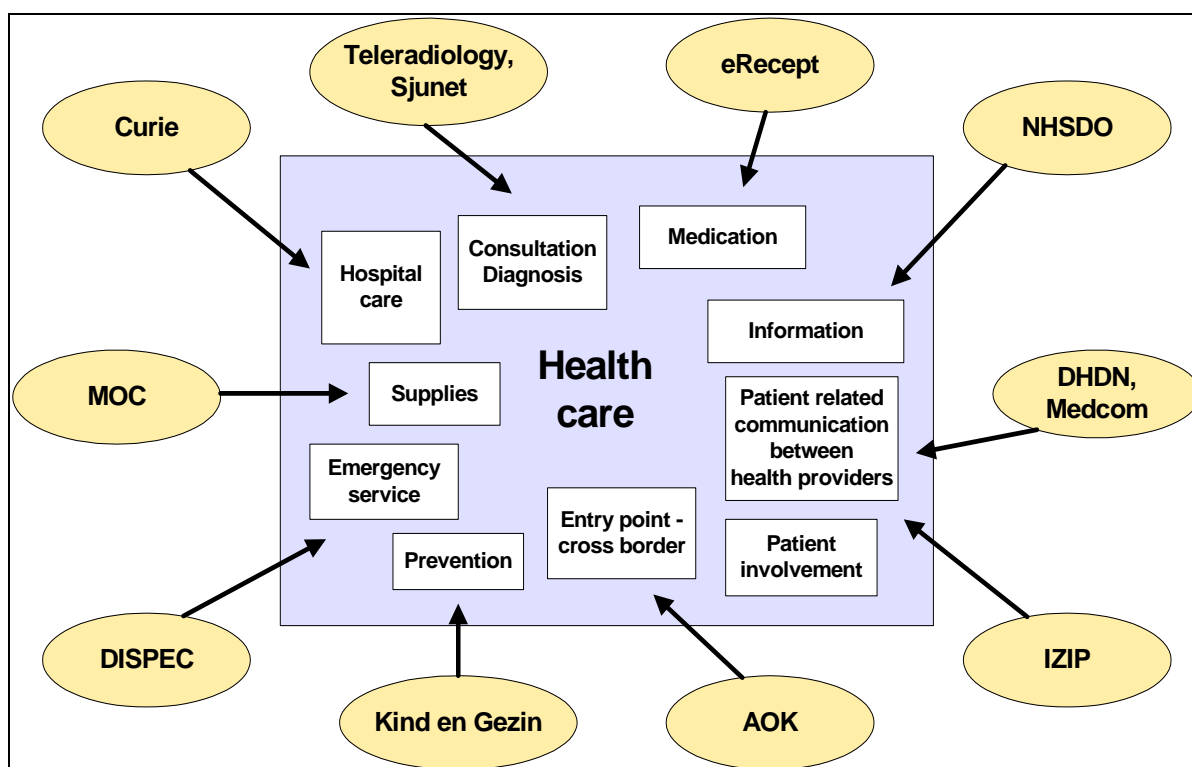


Figure 4, without claiming to present a comprehensive depiction of the health and healthcare chain, illustrates the areas in this chain that the ten eHI sites focus on. At NHSDO, and to a certain extent the AOK application, eHealth focuses directly on the citizen. The Medical Order Centre solution is a clear example of the patient not being directly addressed; here, the eHealth application provides a direct benefit to the hospital by optimising the supply chain. This in turn, benefits citizens by improving the efficiency of the healthcare provided. Curie's Elios and Prom  th  e tools, MedCom's national network, and the IZIP national health record system support the work of healthcare professionals and HPOs, and so facilitate better healthcare for citizens.

4.5 Project and change management

There are some important differences in the eHealth investments across the ten sites. Some have a rapid impact on users, others take several years of development time before utilisation and benefits can be realised. For each type of site, the nature of the eHealth application, and the healthcare setting, determine the change management goals.

Correlations between rates of change in utilisation, benefits and costs are different across the sites. Correlations of changes in utilisation and benefits range from 1 to -0.83. A high, positive correlation indicates that utilisation itself can drive the benefits. Where it is low, or negative, then change management processes are a driver of benefits realisation. For some

sites, especially HPOs with complex service and information structures, and with long development periods, benefits realisation includes complex changes to switch from clinical and working processes without eHealth, to new ones that use eHealth. In these settings, effective change management resources are critical to benefits realisation.

Benefits from eHealth applications that are utilised directly by citizens tend to show a higher correlation. This reflects the greater role of the citizen as the direct beneficiary from the effective use of eHealth, and so a momentum, underpinning the benefits.

Similar complex relationships can be found in managing eHealth costs. Resources are often deployed over long time periods, and not always with a firm relationship with eHealth utilisation. In these settings, strict project management is essential to control spending so that it does not erode, or defer, the onset of net benefits from the eHealth investment.

These factors emphasise the need for effective project and change management. Leaders in the core eHealth teams must have these skills at well-developed levels to achieve the net benefits from eHealth.

4.6 Transferability of applications

Most of the ten sites can be regarded as pioneers when they started planning their eHealth investment. Then, they had few concrete reference points and comparators to draw from, especially in the 1990s. They had to rely on their own grasp of ICT's potential to change healthcare, and to learn on the job during their period of innovation. In this setting, learning curves have relatively flat slopes. If these pioneers were starting now, but with the knowledge that they have gained, it is feasible that the time needed to reach a positive net benefit would be shorter.

For the people who follow, and draw from the pioneers' experience, the learning curves may extend across a shorter time period till peak performance is reached, and so will be steeper. In all ten cases, the ICT component of eHealth can be transferred and adapted to other settings, albeit with some technical effort and modifications. However, the organisational component of eHealth, such as changing work processes and creating and sustaining multi-disciplinary team working, cannot be transferred so easily.

The implications are that subsequent eHealth investment has the potential to shorten the time needed to achieving a net benefit, but this will depend on the pace at which the organisation can learn and adapt. Replicating the ICT alone will not be enough.

5. Policy recommendations

The eHI findings point to a few important recommendations to policy makers at all levels: local, national, and EU. In strategic terms, the overarching conclusion from the ten detailed site analyses is that effective eHealth in support to meeting citizens' healthcare demands can have substantial economic impacts and benefits, and is therefore worth encouraging. Key success factors to achieve such outcomes were identified above.

However, to pursue and accelerate the realisation of these benefits, health system policies as well as healthcare providers and third party payers must implement policies which foster such results.

Policy makers, healthcare providers and other actors must ensure the right mix of eHealth applications in order to achieve the goal of increasing benefits at stable costs. The following specific recommendations towards this goal are made:

- Support investment in eHealth because of the significant and sustained positive economic impact possible:
 - Provide incentives, such as tax breaks, regulatory and other advantages

- Invest directly, with co-funding, or even full funding, by governments or third party payers for national and other eHealth applications benefiting society, but not sufficiently benefiting an individual private investor
- Integrate eHealth strategies into overall healthcare strategies
- Promote proven eHealth applications and effectively disseminate lessons learnt.
- Ensure the investment is appropriate:
 - Monitor the mix of existing applications and adjust efforts in order to achieve the virtual eHealth economy result. Otherwise, there is a risk of overall costs rising at a rate similar to the rate of increase of benefits, which might not be affordable or desirable in the medium to long term
 - Analyse and treat eHealth alongside other investments in healthcare systems and provision, both as complementary and substitutive
 - Base eHealth investment decisions on clear business cases that focus on the benefits to be gained and the needs that will be addressed
 - Reflect eHI findings in eHealth strategies and investment decisions, especially realism in time periods allocated for achieving net benefits, setting realistic goals to be realised in progressive stages, and committing the resources needed for essential enablers
 - Invest in training and education to create stable multi-disciplinary teams with several multi-disciplinary individuals, and extend this to structured training to expand the personnel available.
- Ensure meaningful investment is allowed to work by providing the appropriate framework and environment:
 - Invest in relevant RTD and innovation research, education and curriculum development, Continuing Professional Development, and a better understanding of the organisational change processes
 - Support the professional development and retention of eHealth ICT expertise in health systems and provider organisations
 - Disseminate case studies and develop application models of successful eHealth dynamics for healthcare providers and cooperative health systems at the local and regional level
 - Ensure solutions are thought through, yet pragmatic, so implementation can start within a reasonable time period of no longer than 5 years, depending on the application
 - Encourage, and actively organise working partnerships between suppliers of the ICT component, HPO and third party payers' managers, and most importantly users: healthcare professionals and non-professionals, citizens and administrative staff.
 - Use the eHealth Impact methodology to monitor performance of investments and identify corrective actions
 - Continue to analyse more applications and services in diverse settings to validate and improve the method developed, and to compile more evidence about economic performance from other healthcare settings across the Union, and include financing implications, possibly with users and suppliers working in partnership.

The next most important step towards guidance, encouragement, and support toward investment in effective eHealth is to adapt and use the methodology developed in the eHealth Impact study for ex-ante appraisal of investment opportunities. Further, in parallel to that, a methodology for investigating affordability and financing options, complementing the eHI analysis should be developed. There are already some noteworthy discussions on the topic in the literature, and the eHI findings contribute to the debate.

G. F. Anderson et. al. in "Healthcare Spending and the use of Information Technology in OECD countries" claim that it is "recognised that benefits and cost savings accrue primarily

to patients and insurers, not to providers"¹. This is not supported by the eHealth Impact study. In some cases this possibly prohibitive allocations of costs and benefits can be observed. However, across all ten eHI sites, providers gained about 52% of the benefits, with an estimated monetary value that exceeds their eHealth investment costs materially. Healthcare providers seem not to be adequately aware of the benefits they can gain from eHealth, partly because benefits are far too often associated with cash, not cost, savings, which are indeed much lower and often even negative.

The challenge is for providers to use the eHI cost benefit approach to identify, realise and secure the benefits from eHealth, and finance the required investment. Traditional models for return on investment are not appropriate for this creative role.

This is supported by a presentation to the Southern California Chapters of Healthcare Financial Management Association, Health Information Management Systems Society, and Healthcare Executives on the return on investment (ROI) of electronic medical and health record systems. The keynote speaker was Nir Menachemi, a researcher at the Florida State University College of Medicine who recently published an article titled "Hospital Information Technology and Positive Financial Performance: A different approach to ROI"².

In his research, Menachemi's message was that "We are running out of time to figure out the return on investment." He believes that in five years EMRs and EHRs will be a cost of doing business for hospitals wanting to survive in the healthcare marketplace. Instead of looking at ROI, hospital leaders will be focused on the cost and benefits. The eHealth Impact assessment methodology is an excellent basis for research, but also more importantly for investment decision support methodology embracing this approach not only for hospitals, but eHealth applications affecting any part of the health and healthcare chain.

6. The ten eHealth Impact evaluation sites

6.1 AOK Rheinland, Germany – GesundheitsCard Europa (GCE), cross border access to healthcare

People insured by AOK Rheinland can be treated in 14 hospitals along the Dutch and Belgium coast by presenting their German health insurance card, called GCE. Bureaucratic procedures involving paper forms are avoided. Insurance cover verification follows via a web application.

6.2 Apoteket, Sweden – eRecept

The delivery of ePrescriptions is a joint effort between each county council in Sweden and Apoteket, Sweden's national pharmacy. Currently 42% of all prescriptions in Sweden are transferred from the doctor to the pharmacy electronically via a health extranet, Sjunet, or by using web based prescribing.

6.3 City of Bucharest Ambulance Service, Romania – DISPEC tele triage and dispatch system

With help of the system, operators can identify the nature of the emergency, give first advice, and allocate an ambulance equipped with the appropriate facilities and staff. Time savings

¹ G. F. Anderson et. al., "Healthcare Spending and the use of Information Technology in OECD countries" in Health Affairs, Volume 25, Number 3, May/June 2006

² Nir Menachemi et. al., "Hospital Information Technology and Positive Financial Performance: A different approach to ROI", Journal of Healthcare Management, 51:1, January/February 2006

oc-cur from a location reporting system, allowing operators to identify free ambulances nearest to the location of the emergency.

6.4 Institut Curie, Paris, France – Elios and Promethee

Institut Curie is a combined research and treatment hospital, specialising in oncology. Elios is the comprehensive internal EHR system. Promethee is a tool allowing simultaneous enquiries in different databases, including Elios, enabling fast data collection for research purposes. Both applications serve the goal of a paperless hospital.

6.5 IZIP, Czech Republic – web based electronic health record

The eHealth application is a national EHR, used by all relevant stakeholders in healthcare, including the patients themselves. It is supported by the largest health insurer in the Czech Republic, serving two thirds of the Czech population.

6.6 Kind en Gezin, Flanders, Belgium – Flemish vaccination database (FVD) and Vaccinet

The application provides an electronic vaccination record for each child, an effective means of vaccination stock control and supply, a rapid, reliable channel of communication to doctors and nurses about changes to vaccination policies and practices and a source of data for performance monitoring, and policy and strategy development.

6.7 Medcom, Denmark – Danish Health Data Network

The network allows fast information flow, in form of consistent data. It connects healthcare providers (GPs, hospitals, pharmacies...) as well as relevant stakeholders of the social care system.

6.8 Medical Order Centre (MOC), Germany – supply chain optimisation

MOC offers a storage and supply system. About 90% of articles used at a hospital ward, including many drugs, can be barcoded and stored according to a standardised system. Routine supplies can thus be managed by non-medical staff and take less time.

6.9 NHS Direct, UK – NHS Direct Online (NHSDO) information service

NHSDO is a web portal providing the public with healthcare information and advice run by the UK National Health Services. It is in addition to the NHS Direct call centre service.

6.10 Sjunet, Sweden – radiology consultations between Sweden and Spain

Reacting to a shortage of radiologists in Sweden, the application allows regular teleconsultations for Swedish patients given by specialists in Spain.

7. Disclaimer

This paper is part of a Study on the Economic Impact of eHealth (www.ehealth-impact.org) commissioned by the European Commission, Directorate General Information Society and Media, Brussels. This paper reflects solely the views of its authors. The European Community is not liable for any use that may be made of the information contained therein. We thank

our colleagues at the European Commission, in our institutes and our partners in this study for their critical input and review.